

MOBILE DATA COLLECTION

Installation Guide

MOBILE DATA COLLECTION Solution Description.

The MOBILE DATA COLLECTION solution is a web-based app, centralized Entity connected to Business Central (BC) through Application Programming Interface (API).

Users will provide their BC credentials to connect directly to several web services that generate response based on the API's requests.

Browser Support

React supports all popular browsers, including Internet Explorer 9 and above.

Cloud Installation (appsource)

- a. Install MOBILE DATA COLLECTION from Appsource
- b. Search & open for MOBILE DATA COLLECTION Setup page to start you trial period.

MDC Setup

× Thank you for trying out app. Your trial period expires in 0 days. Do you want to get a subscriptio... Buy subscriptio...

Initialize Web Services | Actions | Fewer options

General

Reclass Posting No. Series

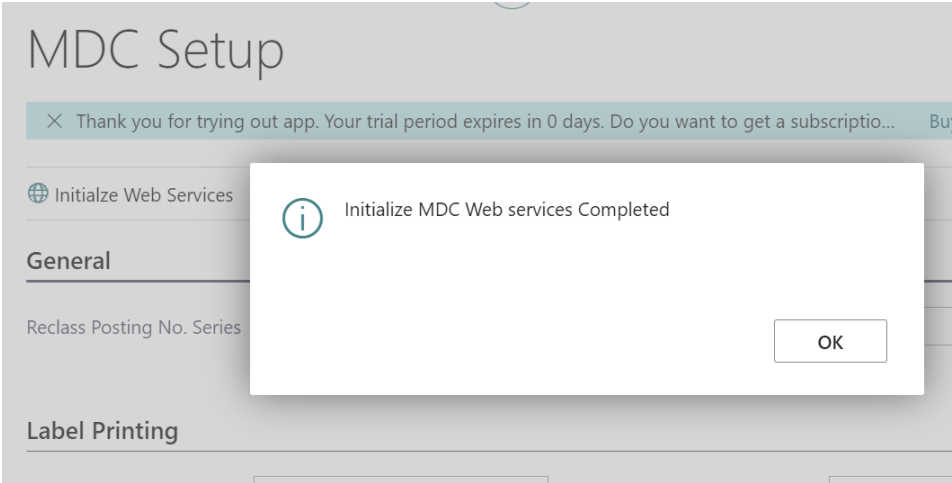
Label Printing

Bin Content Report ID ..	<input type="text" value="23079896"/>	Whse. Receipt Report...	<input type="text" value="23079899"/>
Locate Item Report ID ..	<input type="text" value="23079897"/>	Whse. Shipment Rep...	<input type="text" value="23079900"/>
Reclass Jnl. Report ID ...	<input type="text" value="23079898"/>	Prod. Jnl. Report ID	<input type="text" value="23079901"/>

MOBILE DATA COLLECTION

Installation Guide

c. Click Initialize Web Services to Publish MOBILE DATA COLLECTION web services



d. Make sure all MOBILE DATA COLLECTION web services are published. Search web services and the page should have MOBILE DATA COLLECTION services up published.

Web Services | Work Date: 1/26/2023

Object Type	Object ID	Object Name	Service Name ↑	All Ten...	Pub...	OData V4 URL
Page	23079900	NIC Locations	nicmdcLocations	<input type="checkbox"/>	<input checked="" type="checkbox"/>	https://NICERPAPP1.NICERP.com:7048/...
Page	23079918	NIC Phys. Inventory Journal	nicmdcPhysInventoryJournal	<input type="checkbox"/>	<input checked="" type="checkbox"/>	https://NICERPAPP1.NICERP.com:7048/...
Page	23079920	NIC Production Journal	nicmdcProductionJournal	<input type="checkbox"/>	<input checked="" type="checkbox"/>	https://NICERPAPP1.NICERP.com:7048/...
Page	23079919	NIC Prod. Order Line	nicmdcProductionOrders	<input type="checkbox"/>	<input checked="" type="checkbox"/>	https://NICERPAPP1.NICERP.com:7048/...
Page	23079922	NIC Purchase Header	nicmdcPurchaseOrders	<input type="checkbox"/>	<input checked="" type="checkbox"/>	https://NICERPAPP1.NICERP.com:7048/...
Page	23079917	NIC Reason Code	nicmdcReasonCode	<input type="checkbox"/>	<input checked="" type="checkbox"/>	https://NICERPAPP1.NICERP.com:7048/...
Page	23079923	NIC Sales Header	nicmdcSalesOrders	<input type="checkbox"/>	<input checked="" type="checkbox"/>	https://NICERPAPP1.NICERP.com:7048/...
Page	23079901	NIC Warehouse Receipt Line	nicmdcWarehouseReceiptLine	<input type="checkbox"/>	<input checked="" type="checkbox"/>	https://NICERPAPP1.NICERP.com:7048/...

MOBILE DATA COLLECTION

Installation Guide

- e. By default, MOBILE DATA COLLECTION setup will map default label reports. You can change those mapping if you create new word layout reports.

MDC Setup

× Thank you for trying out app. Your trial period expires in 0 days. Do you want to get a subscriptio... Buy subscriptio... ▾

Initialize Web Services | Actions Fewer options

General

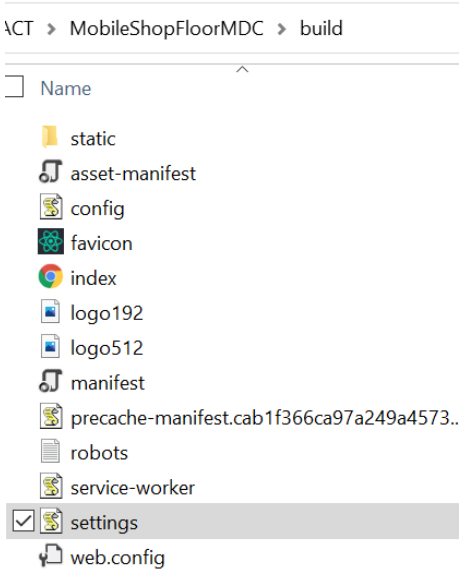
Reclass Posting No. Series

Label Printing

Bin Content Report ID ...	<input type="text" value="23079896"/>	Whse. Receipt Report ...	<input type="text" value="23079899"/>
Locate Item Report ID ...	<input type="text" value="23079897"/>	Whse. Shipment Repo...	<input type="text" value="23079900"/>
Reclass Jnl. Report ID ...	<input type="text" value="23079898"/>	Prod. Jnl. Report ID	<input type="text" value="23079901"/>

- f. Download MOBILE DATA COLLECTION Web App from:
<https://nicerp.com/product/public/nicmdc/MDC%20Web%2018.1.0.0.zip>

- g. Configure Connection in Settings.js



MOBILE DATA COLLECTION

Installation Guide

Note: Below you need to assign webservice links.

You can have Api & Soap api URLs from web services page.

company: "CRONUS Canada, Inc.",

service: "BC-NICMDC -DEV",

api: "https://rds.nicerp.com:7048/BC-NICMDC -DEV/ODataV4",

soap_api: "https://rds.nicerp.com:7047/BC-NICMDC -DEV/WS",

proxy_url: "https://node-proxy-for-cors.herokuapp.com/",

Provide user credentials for BC to access MDC

After you host MDC web app, you need BC credentils to log in.



A user must have an email in contact email / user card:

MOBILE DATA COLLECTION Installation Guide

User Card

× Web Service Access Key is being deprecated on SaaS. Please use OAuth.

ACS Setup | Change Password | Effective Permissions | More

General

User Name	ADMIN	Microsoft 365
Full Name		Authentication ...
License Type	Full User	Application ID
Status	Enabled	Authentication ... Dis
Expiry Date		Web Service
Contact Email	admin@gmail.com	Web Service Ac... a5i

Otherwise will fail logging in as stripe required it.

Stripe

- 1- Trial: When **MOBILE DATA COLLECTION setup** page opened first time a trial version will be activated.
- 2- You can buy subscription from MOBILE DATA COLLECTION setup page.

MDC Setup

× Thank you for trying out app. Your trial period expires in 0 days. Do you want to get a subscriptio... Buy subscriptio... ▾

Initialize Web Services | Actions | Fewer options

General

Reclass Posting No. Series

Label Printing

- 3- Based on subscription quantity bought, need to add stripe users in Stripe User Record. Search for stripe user record, add users, link to the right subscription & enable users.

MOBILE DATA COLLECTION

Installation Guide

Stripe Users | Work Date: 1/26/2023

Search + New Edit List Delete Open in Excel

User Id ↑	Subscription Id ↑	Product Name	Product Id
→			

Stripe Users | Work Date: 1/26/2023

Search + New Edit List Delete Open in Excel

Select - Stripe Subscriptions

Search + New Edit List

Subscription Plan ↑	Product Id	Product Name	Quantity	Status
→ sub_KCBQS6WV4OIsbz	prod_K70CzdiJuYmKTT	MOBILE DATA ...	1	Evaluation
sub_KCYvovUEF83AEK	prod_K70CzdiJuYmKTT	MOBILE DATA ...	1	Evaluation

Select - Stripe Subscriptions

Search + New Edit List

Subscription Plan ↑	Product Id	Product Name	Quantity	Status
→ sub_KCBQS6WV4OIsbz	prod_K70CzdiJuYmKTT	MOBILE DATA ...	1	Evaluation
sub_KCYvovUEF83AEK	prod_K70CzdiJuYmKTT	MOBILE DATA ...	1	Evaluation

4- For access in another companies, you should add users to stripe.

5- Make sure not exceed subscription quantity.

Select - Stripe Subscriptions

Search + New Edit List

Subscription Plan ↑	Product Id	Product Name	Quantity	Status
→ sub_KCBQS6WV4OIsbz	prod_K70CzdiJuYmKTT	MOBILE DATA ...	1	Evaluation
sub_KCYvovUEF83AEK	prod_K70CzdiJuYmKTT	MOBILE DATA ...	1	Evaluation

MOBILE DATA COLLECTION

Installation Guide

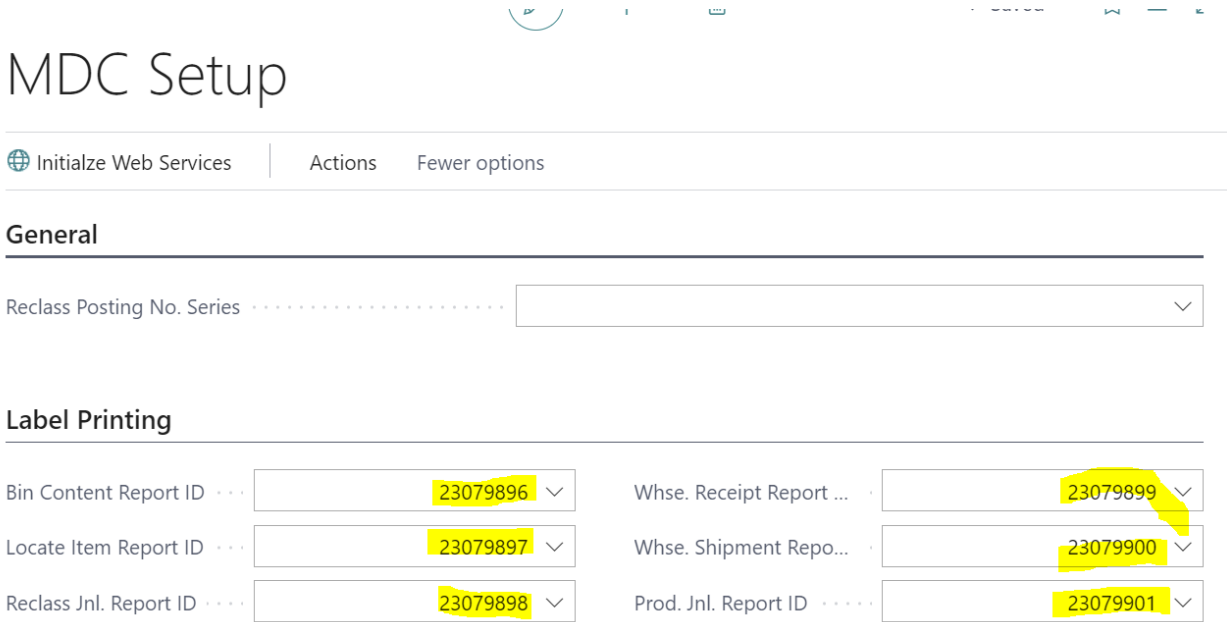
MOBILE DATA COLLECTION Labels

MOBILE DATA COLLECTION includes six 'ready to use' customizable templates to create their own specific labels and map report id in MOBILE DATA COLLECTION setup to allow MOBILE DATA COLLECTION print based on module name.

Important note: Reports must be created in word layout format and recommended to use Arial type fonts.

All master data for labels are written in one central table that you can access.

The record id & name is "23079900 nicMobile Data Collection Labels". We have added more extra fields, so clients are able to utilize by building their reports. See below details:



MOBILE DATA COLLECTION

Installation Guide

```
0 references
field(50; CustomTxtField1; Text[100])
{
  DataClassification = CustomerContent;
  Caption = 'Custom Txt. Field1';
}
0 references
field(51; CustomTxtField2; Text[100])
{
  DataClassification = CustomerContent;
  Caption = 'Custom Txt. Field2';
}
0 references
field(52; CustomTxtField3; Text[100])
{
  DataClassification = CustomerContent;
  Caption = 'Custom Txt. Field3';
}
0 references
field(53; CustomDecField1; Decimal)
{
  DataClassification = CustomerContent;
  Caption = 'Custom Decimal Field1';
}
```

```
field(54; CustomDecField2; Decimal)
{
  DataClassification = CustomerContent;
  Caption = 'Custom Decimal Field2';
}
0 references
field(55; CustomDecField3; Decimal)
{
  DataClassification = CustomerContent;
  Caption = 'Custom Decimal Field3';
}
```